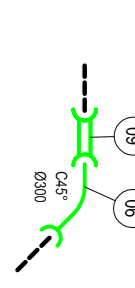
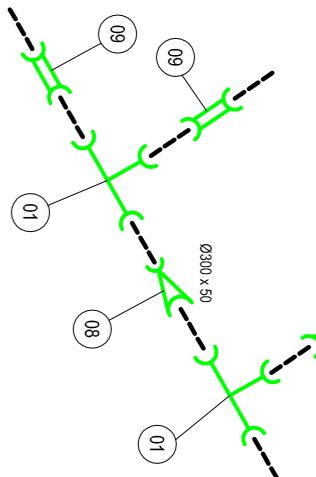
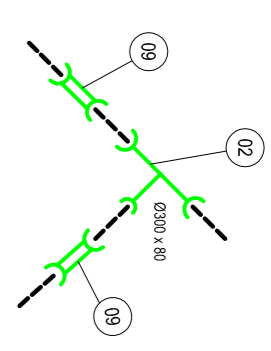
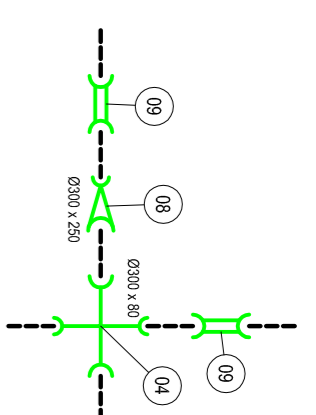
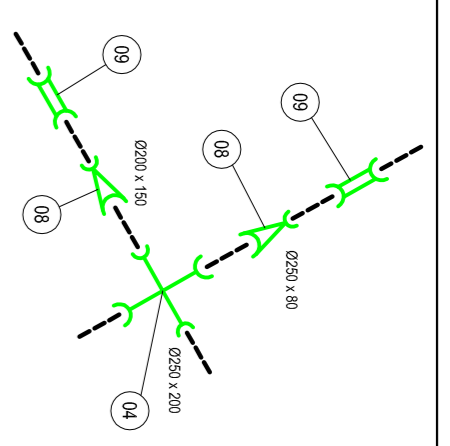
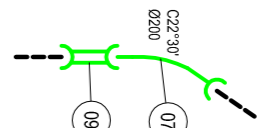
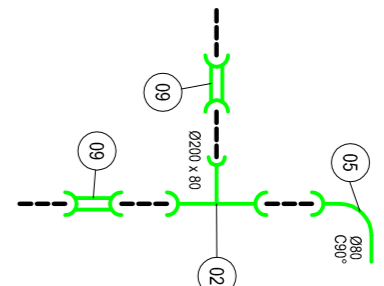
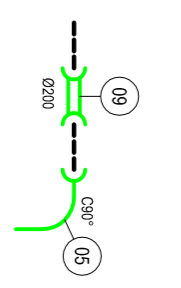
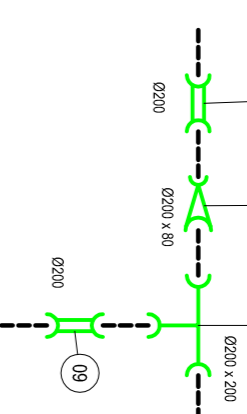
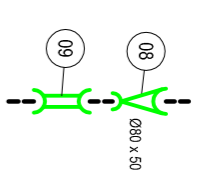
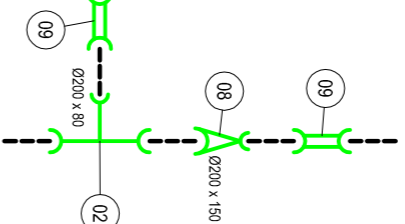
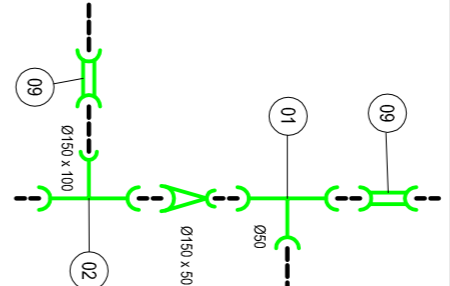
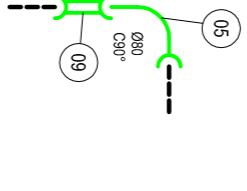
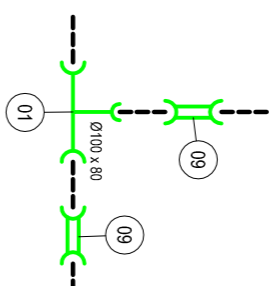
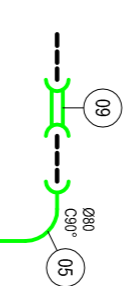
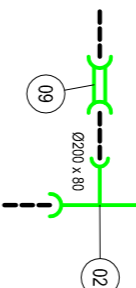
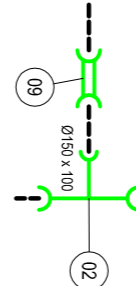
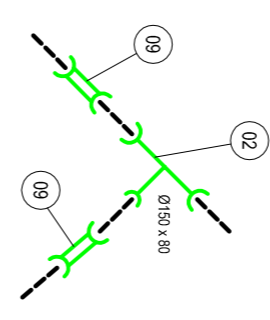
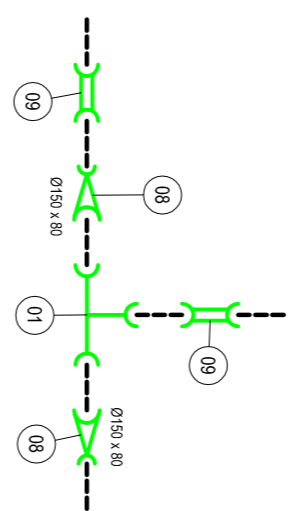
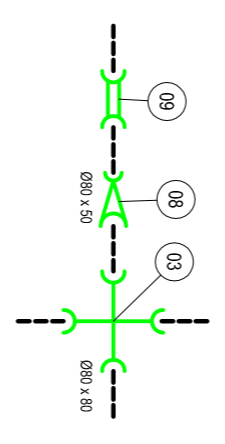
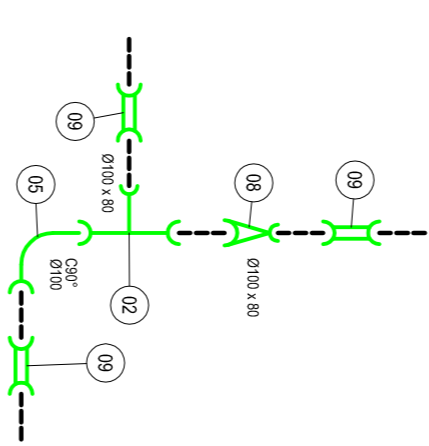
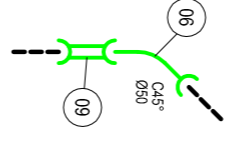
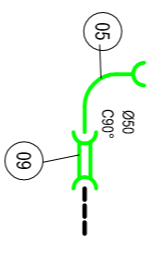
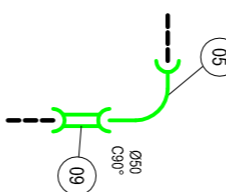
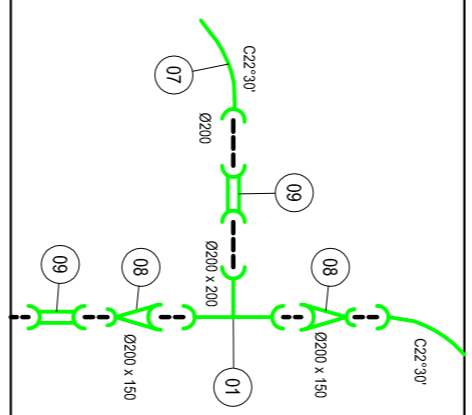
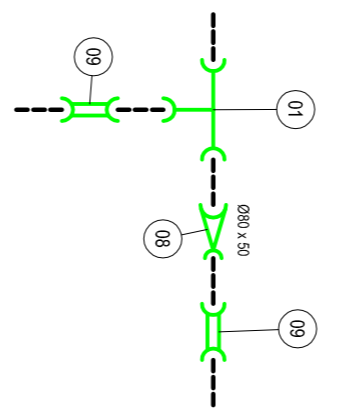
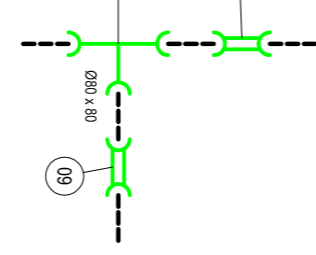
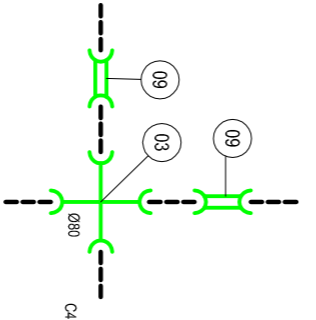
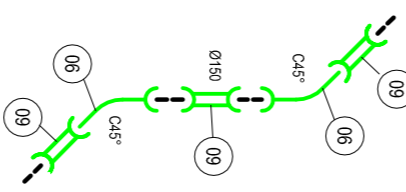
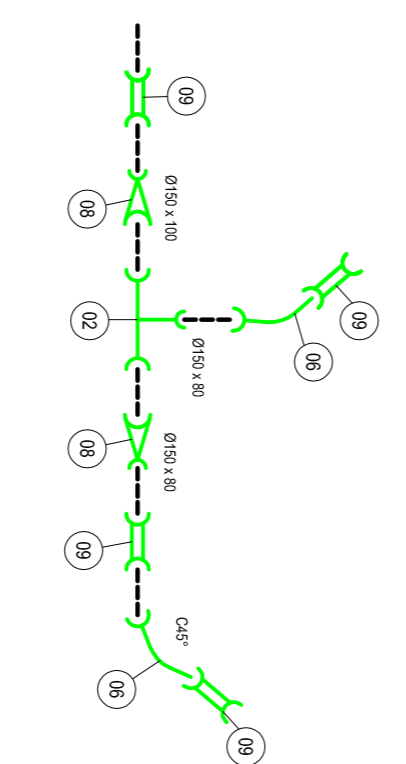
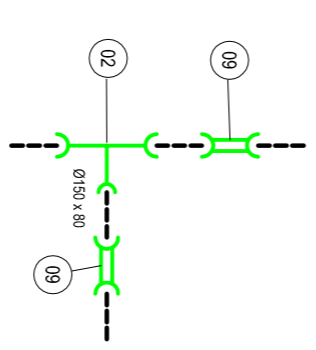
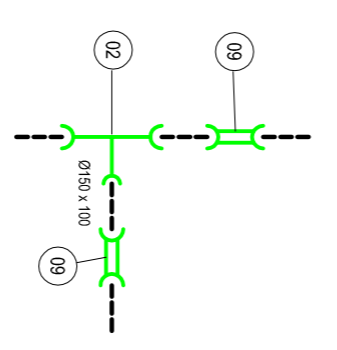
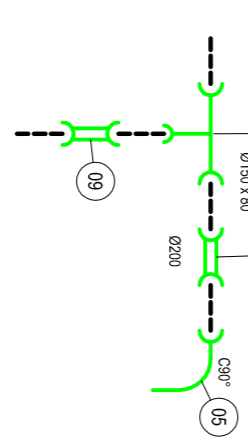
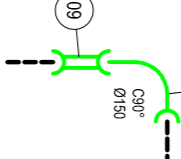
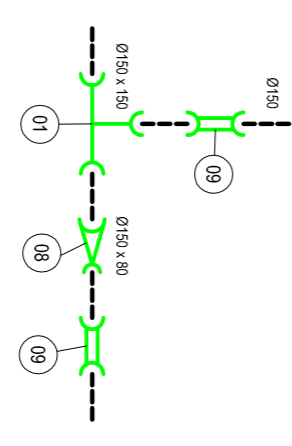
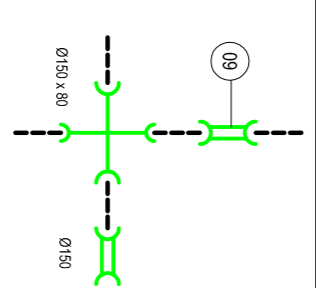
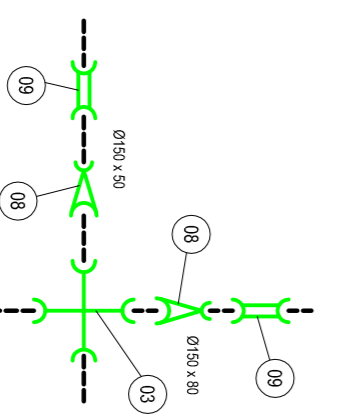
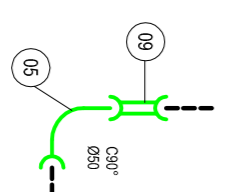
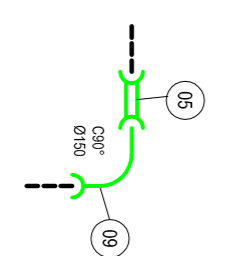
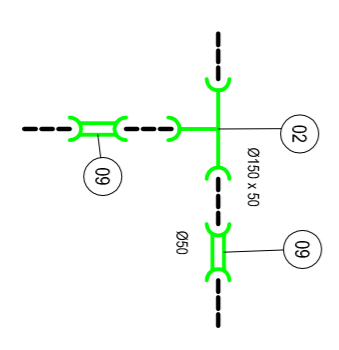
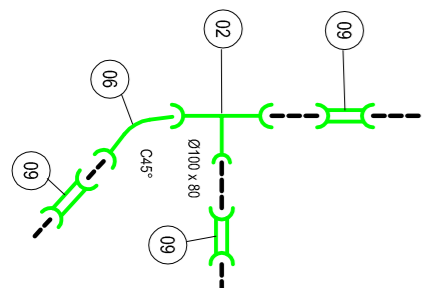
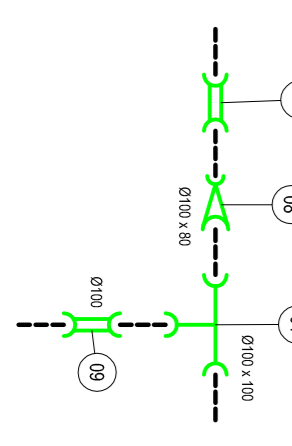
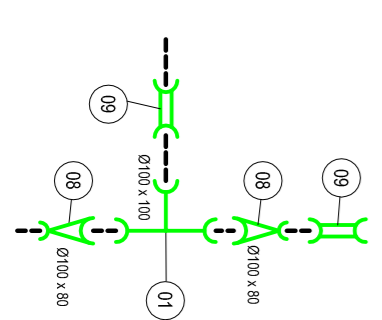
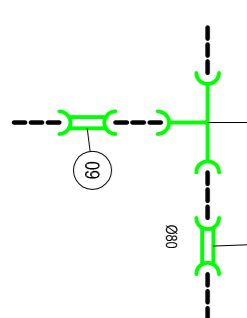
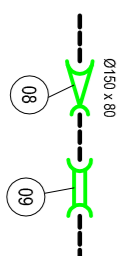


DET.	ESQUEMA	DET.	ESQUEMA	DET.	ESQUEMA	DET.	ESQUEMA	DET.	ESQUEMA
	Nº NO 02		Nº NO 03		Nº NO 04		Nº NO 06		Nº NO 07
									
10		15		16		17		33	
12		18							
16		20		30		22		24	
									
23		25		26		28		29	
									
31		32	46	34		35		36	
									
36		38		41		42		43	
									
45		47		48		49		50	
									
51		52		53	56	54		55	
									
56		59		60		46		39	
									


LEGENDA:

- 01 TE 90° EM RPV-C - DEF-F COM BOLSAS
- 02 TE DE REDUÇÃO EM RPV-C - DEF-F COM BOLSAS
- 03 CRUZETA DE EM RPV-C - DEF-F COM BOLSAS
- 04 CRUZETA DE REDUÇÃO EM RPV-C - DEF-F COM BOLSAS
- 05 CURVA 90° EM RPV-C - DEF-F COM PONTA E BOLSA
- 06 CURVA 45° EM RPV-C - DEF-F COM PONTA E BOLSA
- 07 CURVA 22°30' EM RPV-C - DEF-F COM PONTA E BOLSA
- 08 REDUÇÃO EM RPV-C - DEF-F COM BOLSAS
- 09 LUVA DE CORNER EM RPV-C - DEF-F
- 10 REGISTRO CHATO EM RPV-C - DEF-F COM BOLSAS

NOTAS:

- 1 - O DESENHO DE-0404-055-002-02 SUBSTITUI OS DESENHOS DE-0404-055-002-01 E DE-0404-055-002-01 A 06.
- 2 - OS DESENHOS DE-0404-055-002-09 E 10 SUBSTITUEM O DESENHO DE-0404-055-002-07.
- 3 - OS DESENHOS DE-0404-055-002-08 NÃO FOI ALTERADO.
- 4 - OS DESENHOS DE-0404-055-002-01 FOI EXCLUIDO.
- 5 - O DESENHOS DE-0404-055-103-04 A 17 SUBSTITUEM OS DESENHOS DE-0404-055-103-01 E DE-0404-055-103-02.
- 6 - O DESENHO DE-0404-055-102-02 SUBSTITUI O DESENHO DE-0404-055-102-01.

REV.	0	EMISSÃO INICIAL	20/12/24	DATA	VISTO	APROVADO
DES	EDUARDO	DESENHO Nº	DE-0404-055-002-10	FOLHA Nº	01 / 01	REVISÃO
ASS		ASS		ESCALA	SEM ESCALA	0
VISTO		VISTO				



GOVERNO DO ESTADO DE ALAGOAS

SECRETARIA DE INFRA-ESTRUTURA - SEINFRA

Consultoria Estudos e Projetos S/C Ltda.

PROJETO EXECUTIVO DO 2º TRECHO DO CANAL ALAGOANO (km 45 ao km 75)
E PROJETOS BÁSICOS DOS PERÍMETROS DE IRRIGAÇÃO
E SISTEMAS ADUTORES ASSOCIADOS AO CANAL DO SERTÃO ALAGOANO

PERÍMETRO DE IRRIGAÇÃO PARICONHA-I - SETOR 2
PROJETO BÁSICO
REDE PRESSURIZADA - DETALHAMENTO DOS NÓS
PLANTA

DATA:	20 / 12 / 2004	PROCESSO:	DE-0404-055-002-10-REV 0
DES	EDUARDO	DESENHO Nº	DE-0404-055-002-10
ASS		FOLHA Nº	01 / 01
VISTO		ESCALA	SEM ESCALA
			0